

# Monoplatten

KLINKER IMPASTO BIANCO  
WHITE BODY KLINKER

UN GRANDE CLASSICO CHE  
NON PASSA MAI DI MODA.  
TRE TONALITÀ, IN TRE FORMATI,  
PER RIVESTIRE E PAVIMENTARE  
QUALSIASI SUPERFICIE.

A GREAT CLASSIC THAT NEVER GOES OUT OF FASHION.  
THREE SHADES, IN THREE SIZES, TO  
COVER AND FLOOR ANY SURFACE.



*Mattone*



*Ocra*



*Serena*



**26x26**  
10<sup>1</sup>/<sub>4</sub>" x 10<sup>1</sup>/<sub>4</sub>"



**13x26**  
5<sup>1</sup>/<sub>8</sub>" x 10<sup>1</sup>/<sub>4</sub>"

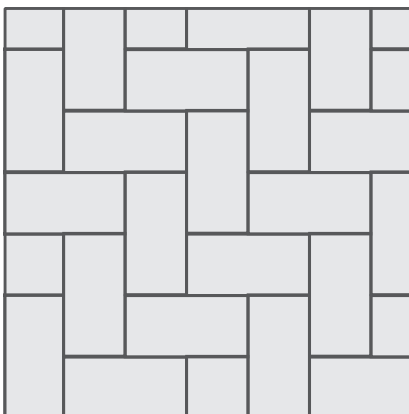



**6,5x26**  
2<sup>1</sup>/<sub>2</sub>" x 10<sup>1</sup>/<sub>4</sub>"



*Ocra* →  
KK130C Monoplatte Ocra 13x26 - 5<sup>1</sup>/<sub>8</sub>" x 10<sup>1</sup>/<sub>4</sub>"

SCHEMA DI POSA CONSIGLIATO  
RECOMMENDED LAYING SCHEME



# Monoplatten

## TECHNICAL INFO



PAVIMENTO



RIVESTIMENTO



10 MM  
SPESSORE  
MEDIO



RESISTENZA  
AL GELO



R10




B.C.R.A.



MATTONE



OCRA



SERENA

COD. PREZZO  
PRICE CODE

COD. PREZZO  
PRICE CODE

COD. PREZZO  
PRICE CODE



29 **KK26MA**  
26x26  
10<sup>1/4</sup>"x10<sup>1/4</sup>"

29 **KK26OC**  
26x26  
10<sup>1/4</sup>"x10<sup>1/4</sup>"

29 **KK26SE**  
26x26  
10<sup>1/4</sup>"x10<sup>1/4</sup>"



29 **KK13MA**  
13x26  
5<sup>1/8</sup>"x10<sup>1/4</sup>"

29 **KK13OC**  
13x26  
5<sup>1/8</sup>"x10<sup>1/4</sup>"

29 **KK13SE**  
13x26  
5<sup>1/8</sup>"x10<sup>1/4</sup>"



38 **LKKMA/S**  
6,5x26  
2<sup>1/2</sup>"x10<sup>1/4</sup>"

38 **LKKOC/S**  
6,5x26  
2<sup>1/2</sup>"x10<sup>1/4</sup>"

38 **LKKSE/S**  
6,5x26  
2<sup>1/2</sup>"x10<sup>1/4</sup>"

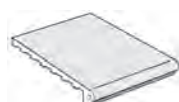


**TERMINALE**  
L-shaped edging

16 **TKKMA**  
4x13,5x26  
1<sup>3/8</sup>"x5<sup>3/8</sup>"x10<sup>1/4</sup>"

16 **TKKOC**  
4x13,5x26  
1<sup>3/8</sup>"x5<sup>3/8</sup>"x10<sup>1/4</sup>"

16 **TKKSE**  
4x13,5x26  
1<sup>3/8</sup>"x5<sup>3/8</sup>"x10<sup>1/4</sup>"



**GRADINO / Step**

26 **GKKMA**  
26x35  
10<sup>1/4</sup>"x13<sup>3/4</sup>"

26 **GKKOC**  
26x35  
10<sup>1/4</sup>"x13<sup>3/4</sup>"

26 **GKKSE**  
26x35  
10<sup>1/4</sup>"x13<sup>3/4</sup>"



**ANG. GRADINO/2 PZ**  
Corner step/2 pcs

41 **AKKMA**  
35x35  
13<sup>3/4</sup>"x13<sup>3/4</sup>"

41 **AKKOC**  
35x35  
13<sup>3/4</sup>"x13<sup>3/4</sup>"

41 **AKKSE**  
35x35  
13<sup>3/4</sup>"x13<sup>3/4</sup>"

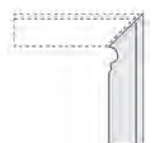


**BATTISCOPA / Skirting**

4 **BKKMA**  
8x26  
3<sup>1/8</sup>"x10<sup>1/4</sup>"

4 **BKKOC**  
8x26  
3<sup>1/8</sup>"x10<sup>1/4</sup>"

4 **BKKSE**  
8x26  
3<sup>1/8</sup>"x10<sup>1/4</sup>"



**BATTISCOPA GRADINO**  
Skirting for step

17 **BKKMADX Destro**  
**BKKMASX Sinistro**  
8x26  
3<sup>1/8</sup>"x10<sup>1/4</sup>"

17 **BKKOCDX Destro**  
**BKKOCSX Sinistro**  
8x26  
3<sup>1/8</sup>"x10<sup>1/4</sup>"

17 **BKKSEDX Destro**  
**BKKSESX Sinistro**  
8x26  
3<sup>1/8</sup>"x10<sup>1/4</sup>"

XX









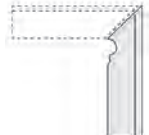
PREZZO AL MQ  
PRICE PER SQM

XX

PREZZO AL PEZZO  
PRICE PER PIECE

# Monoplatten

PACKAGING

	FORMATO size		PZ/PCS mq	SCATOLE/BOX			PALLET			PZ/PCS pallet
				pz	mq	Kg	box	mq	Kg	
	<b>26x26</b> 10 <sup>1/4</sup> "x10 <sup>1/4</sup> "	10 mm	14	16	1,143	21,90	60	68,580	1.330	-
	<b>13x26</b> 5 <sup>1/8</sup> "x10 <sup>1/4</sup> "	10 mm	27	30	1,111	20,80	66	73,326	1.380	-
	<b>6,5x26</b> 2 <sup>1/2</sup> "x10 <sup>1/4</sup> "	10 mm	54	64	1,185	22,00	54	63,990	1.200	-
	<b>4x13,5x26</b> 1 <sup>3/8</sup> "x5 <sup>3/8</sup> "x10 <sup>1/4</sup> "	11 mm	-	6	-	6,20	57	-	354	342
<b>TERMINALE</b> L-shaped edging										
	<b>26x35</b> 10 <sup>1/4</sup> "x13 <sup>3/4</sup> "	12 mm	-	8	-	21,50	33	-	720	264
<b>GRADINO / Step</b>										
	<b>35x35</b> 13 <sup>3/4</sup> "x13 <sup>3/4</sup> "	12 mm	-	4	-	17,50	12	-	220	48
<b>ANG. GRADINO/2 PZ</b> Corner step/2 pcs										
	<b>8x26</b> 3 <sup>1/8</sup> "x10 <sup>1/4</sup> "	10 mm	-	23	-	9,20	48	-	455	1.104
<b>BATTISCOPA / Skirting</b>										
	<b>8x26</b> 3 <sup>1/8</sup> "x10 <sup>1/4</sup> "	10 mm	-	10	-	3,40	-	-	-	-
<b>BATTISCOPA GRADINO</b> Skirting for step										

**AVVERTENZE** Per ottenere un effetto ottimale della posa, **si consiglia** di miscelare le piastrelle prelevate da diverse scatole.  
**PER LA POSA:** In order to obtain an optimal aesthetic natural effect, **it is recommended**  
**FOR LAYING:** to lay down tiles, taken out and mixed from different boxes.