

element

Rectified porcelain stoneware
Rectified white body wall tiles



element

colors



PLATINUM

IRON

MIDNIGHT

EMERALD

GOLD

CORTEN

COAL

floor

GRES PORCELLANATO RETTIFICATO
RECTIFIED PORCELAIN STONEWARE

SIZES

SPESSORE THICKNESS 9 mm R10
60x120 cm 24"x48" - 60x60 cm 24"x24"
30x60 cm 12"x24" - 7,5x30 cm 3"x12"

wall


RIVESTIMENTO IN PASTA BIANCA RETTIFICATO
RECTIFIED WHITE BODY WALL TILES

SIZE

SPESSORE THICKNESS 7 mm
60x180 cm 24"x71"

HOME
living

WALL ELEMENT GRID IRON 60x180 - FLOOR ELEMENT PLATINUM 60x120



WALL ELEMENT CORTEN, GRID EMERALD 60x180
FLOOR ELEMENT IRON 60x120




URBAN
penthouse

WALL ELEMENT GRID CORTEN 60x180 - ELEMENT COAL 60x120
FLOOR ELEMENT IRON 60x120

LUXURY
hotel

WALL ELEMENT GRID PLATINUM, IRON 60x180 - FLOOR ELEMENT MIDNIGHT 60x120



WALL ELEMENT GRID IRON, COAL 60x180
FLOOR ELEMENT CORTEN 60x120



URBAN
café

WALL
ELEMENT GRID CORTEN 60x180

FLOOR
ELEMENT MIDNIGHT 60x120



HOME
kitchen

WALL ELEMENT CORTEN, GRID CORTEN 60x180
FURNITURE ELEMENT GRID COAL 60x120
FLOOR ELEMENT IRON 60x120

WELLNESS

bathroom

WALL ELEMENT GOLD, GRID COAL 60x180 FURNITURE ELEMENT COAL 60x120
FLOOR ELEMENT CORTEN 60x120



WALL ELEMENT CORTEN 60x180
FLOOR ELEMENT EMERALD 60x120

FASHION
store

WALL

ELEMENT EMERALD, COAL 60x180

FURNITURE


ELEMENT GRID COAL 60x180

ELEMENT GRID CORTEN 60x180

ELEMENT GOLD 60x180

FLOOR

ELEMENT IRON 60x120



element
BOUTIQUE



ELEMENT MIDNIGHT, GRID MIDNIGHTL 60x180

BEAUTY
lounge

WALL ELEMENT MIDNIGHT, GRID MIDNIGHT, COAL 60x180 - FLOOR ELEMENT COAL 60x120





THE HOUSE OF
wellness

WALL ELEMENT COAL, RAINFOREST, GRID EMERALD, MIDNIGHT 60x180

FURNITURE ELEMENT GOLD 60x120

FLOOR ELEMENT EMERALD 60x120

ELEGANT
restaurant

WALL ELEMENT RAINFOREST, GRID COAL 60x180 - FLOOR ELEMENT GOLD 60x120



WALL ELEMENT MIDNIGHT, GOLD 60x180 - FURNITURE ELEMENT GRID COAL 60x180
FLOOR ELEMENT COAL 60x120



WALL ELEMENT GOLD, RAINFOREST, COAL 60x180
FLOOR ELEMENT EMERALD, COAL 60x120

RAINFOREST
hotel room

ELEMENT RAINFOREST 60x180



ELEMENT
PLATINUM

GRES PORCELLANATO . RETTIFICATO
RECTIFIED . PORCELAIN STONEWARE

60x120 cm 24"x48" 60x60 cm 24"x24" ± 9 mm
30x60 cm 12"x24" 7,5x30 cm 3"x12" ± 9 mm



V3



60x120 **Element Platinum** Rettificato

€ 48,00 mq ■



60x60 **Element Platinum** Rettificato

€ 38,50 mq ■



30x60 **Element Platinum** Rettificato

€ 38,50 mq ■



7,5x30 **Element Platinum** Rettificato

€ 58,50 mq ■



30,5x26,3 **Element Platinum** Esagona

€ 29,00 pz □

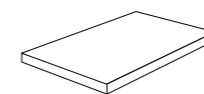


30x30 **Element Platinum** Mosaico 5x5

€ 15,00 pz □

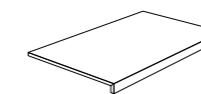


PEZZI SPECIALI SPECIAL TRIMS



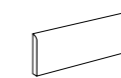
30x60 **Gradino Angolare Incollato ***

€ 99,00 pz □



30x60 **Gradino Frontale Incollato ***

€ 55,00 pz □



7x60 **Battiscopa**

€ 10,00 pz □



* **Gradino Angolare e Gradino Frontale possono essere realizzati su misura a richiesta del cliente.**
I pezzi speciali sono disponibili a richiesta su tutti i pavimenti in gres porcellanato.



V3

GRES PORCELLANATO . RETTIFICATO
RECTIFIED . PORCELAIN STONEWARE

60x120 cm 24"x48" 60x60 cm 24"x24" ± 9 mm
30x60 cm 12"x24" 7,5x30 cm 3"x12" ± 9 mm



60x120 **Element Gold** Rettificato

€ 48,00 mq ■



60x60 **Element Gold** Rettificato

€ 38,50 mq ■



30x60 **Element Gold** Rettificato

€ 38,50 mq ■



7,5x30 **Element Gold** Rettificato

€ 58,50 mq ■



ELEMENT
GOLD



30,5x26,3 **Element Gold** Esagona

€ 29,00 pz □

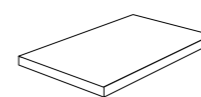


30x30 **Element Gold** Mosaico 5x5

€ 15,00 pz □

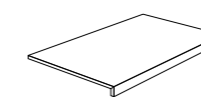


PEZZI SPECIALI SPECIAL TRIMS



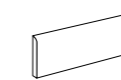
30x60 **Gradino Angolare** Incollato *

€ 99,00 pz □



30x60 **Gradino Frontale** Incollato *

€ 55,00 pz □



7x60 **Battiscopa**

€ 10,00 pz □



* **Gradino Angolare e Gradino Frontale possono essere realizzati su misura a richiesta del cliente.**
I pezzi speciali sono disponibili a richiesta su tutti i pavimenti in gres porcellanato.



V3

GRES PORCELLANATO . RETTIFICATO
RECTIFIED . PORCELAIN STONEWARE

60x120 cm 24"x48" 60x60 cm 24"x24" ± 9 mm
30x60 cm 12"x24" 7,5x30 cm 3"x12" ± 9 mm



60x120 **Element Iron** Rettificato

€ 48,00 mq ■



60x60 **Element Iron** Rettificato

€ 38,50 mq ■



30x60 **Element Iron** Rettificato

€ 38,50 mq ■



7,5x30 **Element Iron** Rettificato

€ 58,50 mq ■



ELEMENT
IRON



30,5x26,3 **Element Iron Esagona**

€ 29,00 pz □

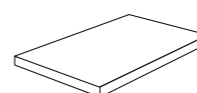


30x30 **Element Iron Mosaico 5x5**

€ 15,00 pz □



PEZZI SPECIALI SPECIAL TRIMS



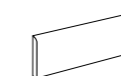
30x60 **Gradino Angolare Incollato***

€ 99,00 pz □



30x60 **Gradino Frontale Incollato***

€ 55,00 pz □



7x60 **Battiscopa**

€ 10,00 pz □



* **Gradino Angolare e Gradino Frontale possono essere realizzati su misura a richiesta del cliente.**
I pezzi speciali sono disponibili a richiesta su tutti i pavimenti in gres porcellanato.



V3


GRES PORCELLANATO . RETTIFICATO
RECTIFIED . PORCELAIN STONEWARE

60x120 cm 24"x48" 60x60 cm 24"x24" ± 9 mm
30x60 cm 12"x24" 7,5x30 cm 3"x12" ± 9 mm



60x120 **Element Coal** Rettificato

€ 48,00 mq ■



60x60 **Element Coal** Rettificato

€ 38,50 mq ■



30x60 **Element Coal** Rettificato

€ 38,50 mq ■



7,5x30 **Element Coal** Rettificato

€ 58,50 mq ■



ELEMENT
COAL



30,5x26,3 **Element Coal** Esagona

€ 29,00 pz □

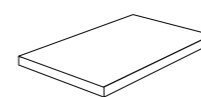


30x30 **Element Coal** Mosaico 5x5

€ 15,00 pz □

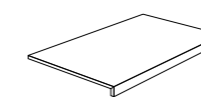


PEZZI SPECIALI SPECIAL TRIMS



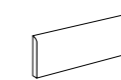
30x60 **Gradino Angolare** Incollato *

€ 99,00 pz □



30x60 **Gradino Frontale** Incollato *

€ 55,00 pz □



7x60 **Battiscopa**

€ 10,00 pz □



* **Gradino Angolare e Gradino Frontale possono essere realizzati su misura a richiesta del cliente.**
I pezzi speciali sono disponibili a richiesta su tutti i pavimenti in gres porcellanato.



V3


GRES PORCELLANATO . RETTIFICATO
RECTIFIED . PORCELAIN STONEWARE

60x120 cm 24"x48" 60x60 cm 24"x24" ± 9 mm
30x60 cm 12"x24" 7,5x30 cm 3"x12" ± 9 mm



60x120 **Element Corten** Rettificato

€ 48,00 mq ■



60x60 **Element Corten** Rettificato

€ 38,50 mq ■



30x60 **Element Corten** Rettificato

€ 38,50 mq ■



7,5x30 **Element Corten** Rettificato

€ 58,50 mq ■



ELEMENT
COR TEN



30,5x26,3 **Element Corten Esagona**

€ 29,00 pz □

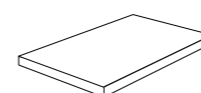


30x30 **Element Corten Mosaico 5x5**

€ 15,00 pz □

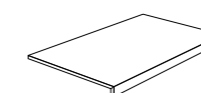


PEZZI SPECIALI SPECIAL TRIMS



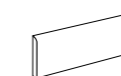
30x60 **Gradino Angolare Incollato***

€ 99,00 pz □



30x60 **Gradino Frontale Incollato***

€ 55,00 pz □



7x60 **Battiscopa**

€ 10,00 pz □



* **Gradino Angolare e Gradino Frontale possono essere realizzati su misura a richiesta del cliente.**
I pezzi speciali sono disponibili a richiesta su tutti i pavimenti in gres porcellanato.



V3

GRES PORCELLANATO . RETTIFICATO
RECTIFIED . PORCELAIN STONEWARE

60x120 cm 24"x48" 60x60 cm 24"x24" ± 9 mm
30x60 cm 12"x24" 7,5x30 cm 3"x12" ± 9 mm



60x120 **Element Emerald** Rettificato

€ 48,00 mq ■



60x60 **Element Emerald** Rettificato

€ 38,50 mq ■



30x60 **Element Emerald** Rettificato

€ 38,50 mq ■



7,5x30 **Element Emerald** Rettificato

€ 58,50 mq ■



ELEMENT
EMERALD



30,5x26,3 **Element Emerald** Esagona

€ 29,00 pz □

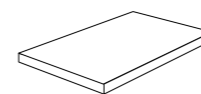


30x30 **Element Emerald** Mosaico 5x5

€ 15,00 pz □

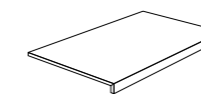


PEZZI SPECIALI SPECIAL TRIMS



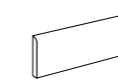
30x60 **Gradino Angolare** Incollato *

€ 99,00 pz □



30x60 **Gradino Frontale** Incollato *

€ 55,00 pz □



7x60 **Battiscopa**

€ 10,00 pz □



* **Gradino Angolare e Gradino Frontale possono essere realizzati su misura a richiesta del cliente.**
I pezzi speciali sono disponibili a richiesta su tutti i pavimenti in gres porcellanato.

ELEMENT
MIDNIGHT

GRES PORCELLANATO . RETTIFICATO
RECTIFIED . PORCELAIN STONEWARE

60x120 cm 24"x48" 60x60 cm 24"x24" ± 9 mm
30x60 cm 12"x24" 7,5x30 cm 3"x12" ± 9 mm



V3



60x120 **Element Midnight** Rettificato

€ 48,00 mq ■



60x60 **Element Midnight** Rettificato

€ 38,50 mq ■



30x60 **Element Midnight** Rettificato

€ 38,50 mq ■



7,5x30 **Element Midnight** Rettificato

€ 58,50 mq ■



30,5x26,3 **Element Midnight** Esagona

€ 29,00 pz □

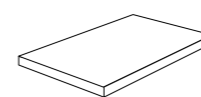


30x30 **Element Midnight** Mosaico 5x5

€ 15,00 pz □

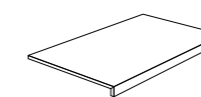


PEZZI SPECIALI SPECIAL TRIMS



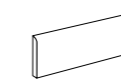
30x60 **Gradino Angolare Incollato** *

€ 99,00 pz □



30x60 **Gradino Frontale Incollato** *

€ 55,00 pz □



7x60 **Battiscopa**

€ 10,00 pz □



* **Gradino Angolare e Gradino Frontale possono essere realizzati su misura a richiesta del cliente.**
I pezzi speciali sono disponibili a richiesta su tutti i pavimenti in gres porcellanato.

RIVESTIMENTO IN PASTA BIANCA RETTIFICATO RECTIFIED WHITE BODY WALL TILES

60x180 cm 24"x71" ± 7 mm



60x180 **Element Platinum** Rettificato

€ 90,00 mq ■



60x180 **Element Grid Platinum** Rettificato

2 soggetti mix € 105,00 mq ■



60x180 **Element Iron** Rettificato

€ 90,00 mq ■



60x180 **Element Grid Iron** Rettificato

2 soggetti mix € 105,00 mq ■



60x180 **Element Coal** Rettificato

€ 90,00 mq ■



60x180 **Element Grid Coal** Rettificato

2 soggetti mix € 105,00 mq ■



60x180 **Element Corten** Rettificato

€ 90,00 mq ■



60x180 **Element Grid Corten** Rettificato

2 soggetti mix € 105,00 mq ■



RIVESTIMENTO IN PASTA BIANCA RETTIFICATO RECTIFIED WHITE BODY WALL TILES

60x180 cm 24"x71" ± 7 mm



60x180 **Element Emerald** Rettificato

€ 90,00 mq ■



60x180 **Element Grid Emerald** Rettificato

2 soggetti mix € 105,00 mq ■



60x180 **Element Midnight** Rettificato

€ 90,00 mq ■



60x180 **Element Grid Midnight** Rettificato

2 soggetti mix € 105,00 mq ■



60x180 **Element Gold** Rettificato

€ 90,00 mq ■



60x180 **Element Rainforest** Rettificato









€ 105,00 mq ■



	mq/scatola	kg/scatola	colli/pallet	mq/pallet	kg/pallet
60x180 Rivestimento Rettificato	4,32	58,90	20	86,40	1178,00
60x180 Grid Rettificato	4,32	58,90	20	86,40	1178,00
60x180 Rainforest Rettificato	4,32	58,90	20	86,40	1178,00

Contributo spese imballo euro 15,00/pal. netto

NORMA DI RIFERIMENTO. SPECIFICATION REFERENCE - EN 14411 APPENDICE G BLA GL

CARATTERISTICA TECNICA TECHNICAL FEATURE	NORMA NORM	VALORE RICHIESTO REQUIRED STANDARD	ELEMENT
 ASSORBIMENTO ACQUA IN % % WATER ABSORPTION	UNI EN ISO 10545-3	≤ 0,5%	CONFORME CORRESPONDING
 RESISTENZA A FLESSIONE BREAKING STRENGTH	UNI EN ISO 10545-4	≥ 35 N/mm ²	CONFORME CORRESPONDING
 RESISTENZA AL GELO FROST RESISTANCE	UNI EN ISO 10545-12	NESSUNA ALTERAZIONE VISIBILE NO VISIBLE ALTERATION / UNAFFECTED	CONFORME CORRESPONDING
 RESISTENZA ALL'ABRASIONE SUPERFICIALE (METODO PEI) RESISTENCE TO SURFACE ABRASION (PEI-METHOD)	UNI EN ISO 10545-7	VALORE DA DICHIARARE VALUE TO BE DECLARED	DA 3 A 5 IN BASE AL COLORE FROM 3 TO 5, ACCORDING TO COLOR
 RESISTENZA ALL'ATTACCO CHIMICO CHEMICAL RESISTANCE	UNI EN ISO 10545-13	NESSUNA ALTERAZIONE VISIBILE NO VISIBLE ALTERATION / UNAFFECTED	CONFORME CORRESPONDING
 RESISTENZA AGLI SBALZI TERMICI THERMAL SHOCK RESISTANCE	UNI EN ISO 10545-5	NESSUNA ALTERAZIONE VISIBILE NO VISIBLE ALTERATION / UNAFFECTED	CONFORME CORRESPONDING
 RESISTENZA ALLO SCIVOLAMENTO SLIP RESISTANCE	DIN 51130 DIN 51097 (A+B+C)	IN FUNZIONE DELL'AMBIENTE O DELLA ZONA DI LAVORO BASING ON THE ENVIRONMENT OR ON THE WORKING AREA	R10 (RETT.) A+B
 COEFFICIENTE D'ATTRITO DINAMICO WET DYNAMIC COEFFICIENT OF FRICTION	Bot 3000 E	DCOF ≥ 0,42	> 0,42

ELEMENT	mq/scatola	kg/scatola	colli/pallet	mq/pallet	kg/pallet
60x120 Rettificato R10	1,44	32,00	36	51,84	1152,00
60x60 Rettificato R10	1,08	22,50	40	43,20	920,00
30x60 Rettificato R10	1,08	22,50	48	51,84	1080,00
7,5x30 Rettificato R10	1,00	17,92	48	48,00	860,14

Contributo spese imballo euro 9,00/pal. netto

MADE IN ITALY



MGM Ceramiche

Via Cimabue, 1/A - 42014 Castellarano (RE)

Tel. +39 0536 078551 - Fax +39 0536 077131

info@mgmceramiche.it

www.mgmceramiche.it